

How to Select Different Age Groups on the Triple P Parenting Program Website:

Option #1:

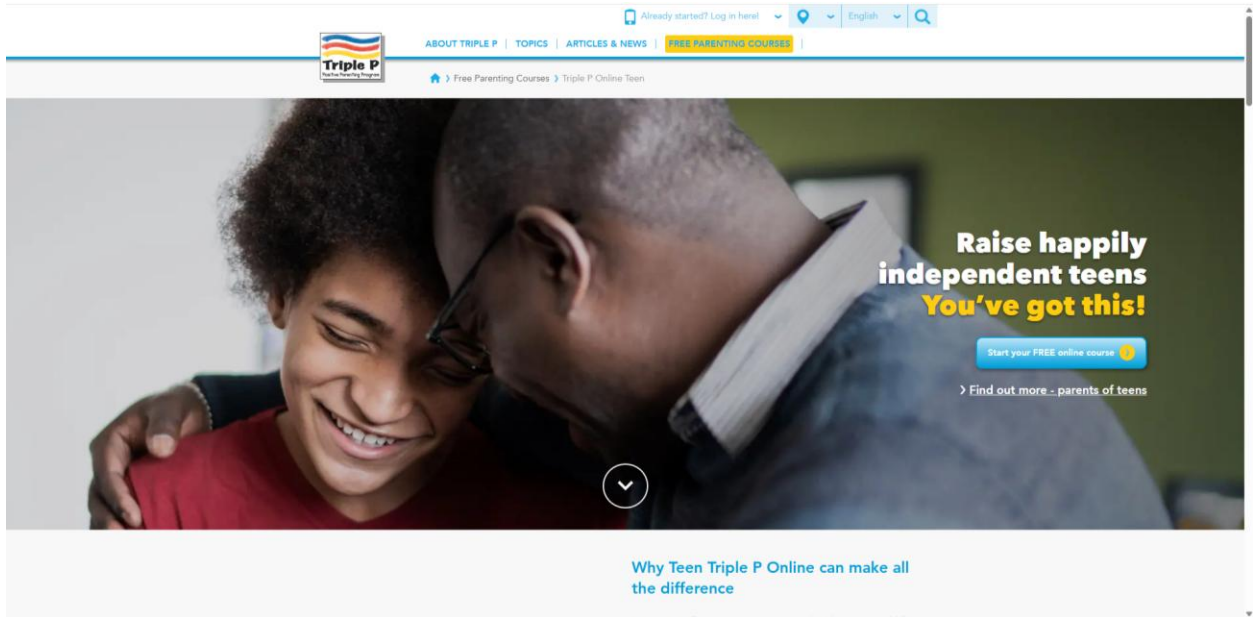
- 1) Open an internet browser (for example: Google Chrome, Microsoft Edge)
- 2) Go to the Hamilton County Juvenile Court's home webpage at:
<https://www.juvenile-court.org>



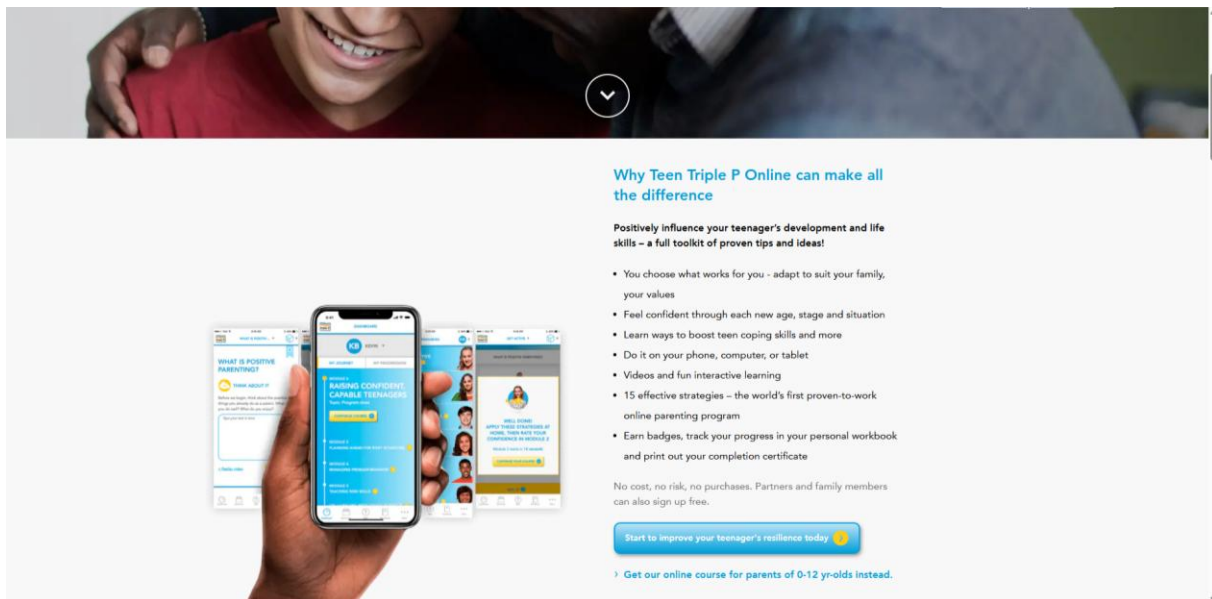
- 3) Click on the "Triple P" link in the middle of the screen. It will read: Parties in custody cases must complete the Positive Parenting Program. Triple P



- 4) After you click the link, you will see the following screen



- 5) Click on the blue box that says, "Start your FREE online course." This is for the parents of teens course. This is not the correct area for the parents of 0-12 year old's. See Step 6 for how to navigate to the 0-12 year old's course.
- 6) Continue scrolling for the 0-12 year old's course. Click the blue words that say "Get our online course for parents of 0-12 year old's instead." The words are underneath the blue box.

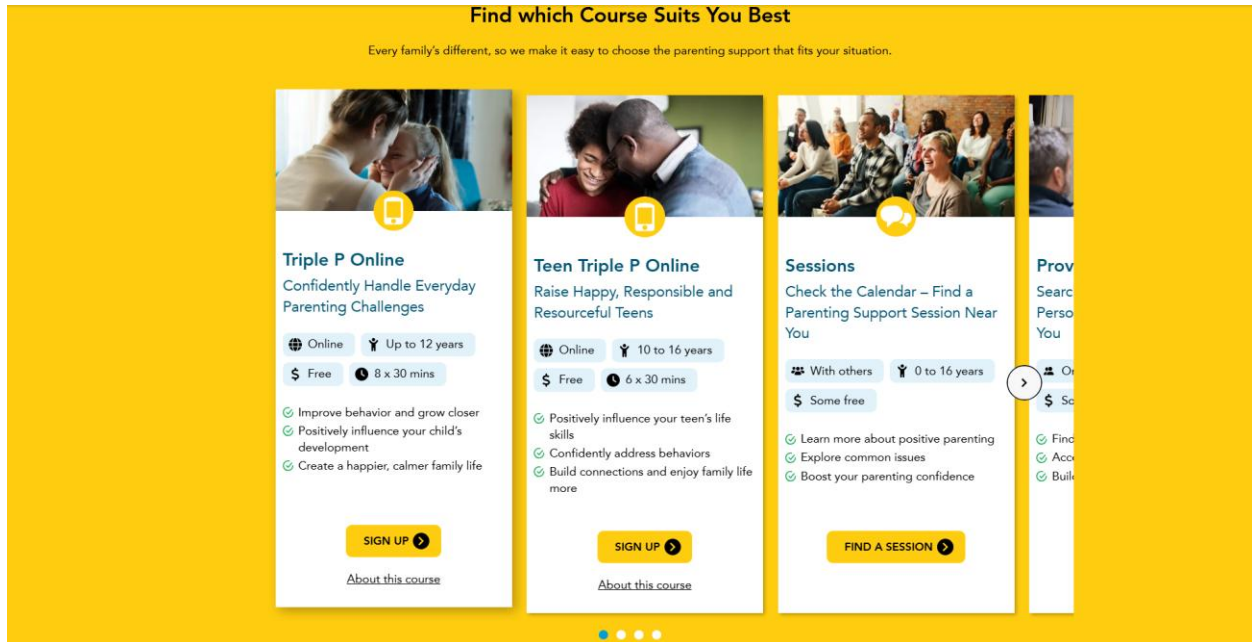


Option #2:

- 7) Open the internet browser (for example: Google Chrome, Microsoft Edge)

- 8) Go to the home screen of the Triple P parenting time program at:
a. <https://www.triplep-parenting.com/oh-en/triple-p/>

- 9) Scroll down until you see a yellow background.



- 10) For children under 12 – click the yellow box that says "Sign Up" in the first white box titled "Triple P Online"

- 11) For children aged 10 to 16 years – click the yellow box that says "Sign Up" in the second white box titled "Teen Triple P Online"

- 12) Register for the program

The picture below shows the registration screen for "Children Under 12." If you select the course for children aged 10 to 16 years then the box will say "Children Aged 10 to 16 years? Do Triple P Online Free" at the top.

Children under 12? Do Triple P Online FREE!

Every parent or caregiver in Ohio is eligible to register for the program. Once registered, parents and caregivers will have access to the program for 12 months thanks to funding from the Ohio Department of Children & Youth. Please note this is intended as a 'one per person' offer.

Already registered? Check your email or spam folder to log in.


Forgot password? Email us at: tpol@triplep.net

<input type="text" value="First name *"/> <small>Please enter your first name</small>	<input type="text" value="Last name *"/> <small>Please enter your last name</small>
<input type="text" value="Email *"/> <small>Your email address will be your user name</small>	<input type="text" value="Your county *"/> <small>Ohio County of residence</small>
<input type="text" value="Zip code *"/> <small>Please enter your zip code</small>	<input type="text" value="English"/> <small>In what language would you like to do the course?</small>

We respect your privacy. We invite you to read our [privacy policy](#).

How to Register for the Triple P Parenting Program:

- 1) Open the internet browser (for example: Google Chrome, Microsoft Edge)
- 2) Go to the website:
 - a. <https://www.triplep-parenting.com/oh-en/parenting-courses/teen-triple-p-online/>
- 3) On the left-hand side in the middle of the screen, click on the blue box that says "Start your FREE online course"



- 4) The screen should automatically scroll down to a yellow background. Once it does, enter the following information into the white boxes:
 - a. First Name

- b. Last Name
- c. Email
- d. Your county
- e. Zip code
- f. Preferred language

Have a teenager? Do Teen Triple P Online FREE!

Every parent or caregiver in Ohio is eligible to register for the program. Once registered, parents and caregivers will have access to the program for 12 months thanks to funding from the Ohio Department of Children & Youth. Please note this is intended as a 'one per person' offer.

Already registered? Check your email or spam folder to log in.


Forgot password? Email us at: tpol@triplep.net


<input type="text" value="First name *"/> <small>Please enter your first name</small>	<input type="text" value="Last name *"/> <small>Please enter your last name</small>
<input type="text" value="Email *"/> <small>Your email address will be your user name</small>	<input type="text" value="Your county *"/> <small>Ohio County of residence</small>
<input type="text" value="Zip code *"/> <small>Please enter your zip code</small>	<input type="text" value="English"/> <small>In what language would you like to do the course?</small>

We respect your privacy. We invite you to read our [privacy policy](#).

- 5) After you add the information, you will be sent to another screen with a blue background. Add the following information into the white boxes:
- a. Confirm email address
 - b. Enter a password
 - c. Click the white box that says "I accept the terms of use"

← ACTIVATION





UNLOCK YOUR PARENTING TOOLBOX NOW!

Email address:

Confirm email address:

Password:

I ACCEPT THE [TERMS OF USE](#)

- 6) Click the yellow box that says "Start Your Course"