


# HAMILTON COUNTY JUVENILE COURT



## ANNUAL 2022 REPORT

# Hamilton County Juvenile Court Locations

## Main Offices and Courtrooms

800 Broadway  
Cincinnati, Ohio 45202  
(513) 946-9200

## Youth Center

2020 Auburn Avenue  
Cincinnati, Ohio 45219  
(513) 946-2600


## Assessment Center

264 William Howard Taft Road  
Cincinnati, Ohio 45219  
(513) 946-7653

[www.juvenile-court.org](http://www.juvenile-court.org)

Facebook: @hamiltoncountyjuvct

Instagram: @Hamiltoncountyjuvcourt



SCAN ME

# TABLE OF CONTENTS

Executive Leadership Team .....	3
A Message from the Administrative Judge .....	4
Assessment Center .....	5
Diversion .....	6
Safe Harbor .....	7
Youth Detention Center .....	8
New in 2022 .....	9
Probation .....	10
KISR! .....	11
Human Resources and Finance .....	12
Statistical Index .....	13

# Executive Leadership Team

**Kari L. Bloom**  
Administrative Judge

**Stacey DeGraffenreid**  
Judge

**Liz Igoe**  
Court Administrator

**Brian Bell**  
Director of Detention

**Brian Wolf**  
Director of Finance

**Shannon Jackson**  
Chief Deputy Clerk

**Perrie Estridge**  
Chief of Probation

**Jesica Dicke**  
Director of Case Management

**Julius Jasper**  
Director of Information Services

**Sarah Henry**  
Administrative Magistrate

**Kelly Leon**  
Director of Communications

**Scheherazade Washington**  
Chief Magistrate

**Tim Starcher**  
Director of Human Resources

**Deanna Nadermann**  
Director of Behavioral  
Health Services and  
Special Projects

**Chris Hohmeister**  
Chief of Security



# A Message from Administrative Judge Kari Bloom

It is my duty and pleasure to present the Court's 2022 Annual Report. As required by Ohio Revised Code § 2151.18, this report must include the number of cases, kinds of cases, and disposition (sentencing) of the cases we have heard in the preceding year.

In addition to looking back, we are using the 2022 report as an opportunity to look ahead, and serve as an introduction to a new administrative team. After two years with the Court, I assumed the role of administrative judge on Jan. 1, 2023. The same day, we welcomed Judge Stacey DeGraffenreid. She was elected to a six-year term on the bench in November 2022. Prior to her election, Judge DeGraffenreid served the Hamilton County Prosecutor's Office as chief assistant over the Juvenile Division.

Together, and with a strong and spirited executive leadership team, Judge DeGraffenreid and I are embarking on a very important moment in the history of Hamilton County Juvenile Court. We are implementing changes recommended to the Court in 2021 following a comprehensive assessment of our system by the Council of State Governments Justice Center.

Under the leadership of our employees and in collaboration with community partners, we have established working groups dedicated to improving diversion, detention, probation, violence prevention, communications, and the overall operations of Hamilton County Juvenile Court.

As a Court, we are responsible for providing quality services for the positive development of all our children, the safety of all our communities, and the preservation of families. It is an honor and a privilege to do the work that we do. While you review the progress we made in 2022, know that our work is evolving. We believe that bigger, more effective outcomes are ahead.

Sincerely,

*Kari Bloom*



Seated from left to right- Judge Stacey DeGraffenreid, Administrative Judge Kari Bloom



# The Assessment Center

**Our Mission : Safely divert children from juvenile detention by meeting with families at the point of crisis. We provide screening, assessment and service connection for diversion cases and official cases prior to adjudication.**

With support from an Ohio Department of Youth Services grant, the Assessment Center opened in 2020. This original goal was to be an alternate site to our Youth Detention Center, for law enforcement to bring non-violent children. But a global pandemic forced us to pivot!

The Assessment Center became a place where caring staff evaluate and work with struggling children, not charged with a crime, and children referred to the Court on status and low-level misdemeanors. We also work with kids and families referred by Magistrates, pre-adjudication, for screening and connection to appropriate support services.

Post-pandemic 2022 saw major growth in our referrals. We went from 235 in 2021 to 613 in 2022. We're pleased to report that 85% of the youth who received a service connection did not receive a new delinquency adjudication one-year post discharge from the program.

Our work is focused on the whole family, which is why we prioritize youth charged with domestic violence. In 2022, we worked with 94 youth charged with domestic violence. 70% of cases were either closed successfully or still active at the end of the year.

In 2022, we're happy to say that we resumed conversations with our policing partners and plans for collaboration will continue in 2023.

**85%**

Did not receive a new delinquency adjudication one year post discharge from the program

**613** Youth  
Served in  
2022

## Our Kids: Average Snapshot

- o 52% Female
- o 68% African-American
- o 15 Years Old



Family Counselor - Gregory Mason

# Diversion

**Our Mission: Keep kids out of the juvenile justice system by diverting first time, low-level, non-violent offenders from formal processing. Utilize opportunities to connect young people to community services and programming while still holding them accountable for their actions.**

We offer a full continuum of diversion programming designed to connect young people to individualized services to keep them accountable, but out of the system. If the requirements of the diversion program are successfully completed, charges are dismissed, without an official court record of the incident.

## Hamilton County Juvenile Court Diversion Programs:



**Behavioral Health Dockets:** We partner with Lighthouse Youth and Family Services on two dockets for children with a mental health diagnosis, providing therapeutic interventions, educational, and pro-social activities to address issues and change behavior. Diversion Conferences, rather than formal court hearings, provide children and families regular, in-home, individual and family therapy, along with case management services, and educational advocacy and coordination. **In 2022, 84% of youth successfully discharged from the programs did not have a new delinquency or unruly adjudication after one-year.**



**Community Diversion Courts:** Diversion hearings are held on-site in Price Hill, Avondale, Montgomery, and Madisonville. Low level, non-violent offenses are referred by local police or HCJC.



**School-based Offenses and Truancy:** HCJC hearing officers work with young people facing school-based offenses or truancy. We partner with school staff and parents/guardians on an action plan or recommend services designed to change school behavior, improve attendance, and promote success. Districts include Northwest, Cincinnati Public, Winton Woods, Oak Hills, Sycamore, Loveland, and Mariemont as well as Hamilton County Educational Services Center.



**Substance Abuse:** Most children with first-time, low-level drug and alcohol-related offenses may participate in a diversion program that requires an assessment to identify and implement treatment options to address underlying substance abuse issues.



**Traffic:** First time, low-level traffic offenders may participate in traffic diversion to correct poor driving behaviors and avoid further involvement with the Court.



**Youth Court:** The Cincinnati Academy of Leadership for Lawyers started Cincinnati's Youth Court in 2014, in coordination with HCJC, for first-time, low-level offenders. It is supported and funded by the Cincinnati Bar Foundation's Judge Julia A. Stautberg Justice Fund. Youth Court is grounded in the premise that positive peer interaction is more effective than a lecture from a parent or judge.

**Safe Harbor laws are designed to keep victims of sex trafficking out of the juvenile justice system.** The laws protect them from being arrested and prosecuted for crimes related to their exploitation. At the end of 2021, HCJC received a grant through The Supreme Court of Ohio with funding from a federal grant from the U.S. Department of Justice, Office for Victims of Crime, to add a Safe Harbor/Anti-Human Trafficking Coordinator to our team. In February, Jodi Stanton, a 25-year veteran with the Court, was named our Safe Harbor/Anti-Human Trafficking Coordinator.

## Safe Harbor: Year One

- **49** Youth referred as possible victims
- **33** Youth screened
- **14** Identified as human trafficking victims

Jodi's work led to the arrest of a Cincinnati man who is charged federally with sex trafficking and exploiting teenage girls from Indiana. In October 2022, police picked up the girls, both 16 and reported missing, and brought them to the Youth Center, where Jodi interacted with them. She then alerted investigators that the girls were potential victims. According to prosecutors, the sex trafficking charge carries a sentence of at least 10 years and up to life in prison.



**"To witness some of these youth find the strength to use their voice and to start to see their own self-value is inspiring and motivating."** Jodi Stanton, HCJC Safe Harbor/Anti-Human Trafficking Coordinator


# Youth Center

**Our Mission:** Provide a safe, secure, and caring setting for children who are placed in detention by Hamilton County Juvenile Court. During a very challenging time, we ensure that the children we serve continue their education, have access to medical care and support services, maintain contact with their family, and opportunity to rehabilitate and move forward.

When circumstances lead a child to our Youth Detention Center, it's a near certainty that they've already faced a multitude of challenges in their short lives. While in our care, they have the opportunity to overcome at least one of those challenges; full participation in their education.

When the distractions of dangerous relationships, along with the pressures and temptation of technology are removed, kids in detention can choose to focus on their education. We are proud of our partnership with Cincinnati Public Schools. Despite the hurdles they've faced, our kids are a captive audience of students who attend classes everyday. It's a choice many of them make, often leading them closer to graduation, with new skills and confidence to carry them forward.

Our music and art teachers also allow them to express themselves creatively. Thank you to CPS teachers Christina Tierney (music) and Penny Harris (art) for using their creativity to draw out and showcase the extraordinary talent of their students.



Christina Tierney - CPS Music Teacher



Penny Harris - CPS Art Teacher

## 2022 By the Numbers

- 87: average number of youth housed per day
- 34: average length of stay in days
- 846: unique youth admitted

# New in 2022

In 2022 we resumed two important routines that help bring a sense of normalcy to the children in our care.

- Reactivated in-person visits, in addition to keeping our visitation call system in place.
- Began the gradual return of in-person volunteer services, including adding two new chaplains.



*Pictured Center - Pearl Anderson  
Manager - Administration and  
Volunteer Program along with volunteers*

The HCJC Security Department took on an expanded role at the Youth Center in 2022, assisting with the intake process, transportation, courtroom facilitation and lobby management.



*Captain Danielle Jones*

## We added:

- A Youth Council that holds monthly meetings between our kids and Youth Center administrators
- Therapy Balls & Rocking Chairs
- Book Fairs, Essay Contest, Young Scholar Bible Competition
- Karaoke and Recording Studio equipment donated by Simon Badinter
- Updated Fire System



Thank you, Cincinnati Bengal offensive tackle La'el Collins, for visiting the kids at the Youth Center in 2022!

# Probation

**Our Mission:** We work with children who are under Court supervision, and their families, to help these young people adhere to their probation plan, set and achieve positive goals, and improve their behavior at home and in the community.

**Hamilton County Juvenile Probation Officers** are trained in the Carey Guides, Effective Practices in Community Supervision (EPICS) and Terrace Metrics, evidence-based tools. Children placed on probation by HCJC are assigned a probation officer (PO), who develops a supervision plan and supports the child and family to successful completion. Some POs provide specialized services and interventions to high-risk youth who wear an electronic monitoring device, exhibit sexualized behavior problems, and/or have significant behavioral and emotional health needs.

## **Teams Dedicated to Decreasing Re-offense Rates & Understanding the Needs of Kids**

- **Girls Empowered & Motivated to Succeed** (GEMS) for adolescent girls.
- **Placement and Enhanced Reintegration Team** (PERT) for children placed in out-of-home facilities to successfully return to family, school, peers, and their community.
- **"WorkingUNDIVIDED"** addresses the fact that the majority of delinquency complaints involve children of color. For the second year, PO's participated in the six-week program designed to promote racial healing and justice.
- **Tri-State Trauma** supports understanding the impact of trauma on children. Twelve members of the Probation team participated in the program in 2022.

**96%** of children served nationally by YAP experience no new offenses while in the program.

# YAP

**Hamilton County Youth Advocate Programs (YAP), Inc.** completed its third year in 2022. YAP is a national nonprofit that partners with youth justice, child welfare, behavioral health, and public safety systems to provide community-based services as a safer and more equitable alternative to youth incarceration, residential placements, and neighborhood violence. Our local YAP office, led by Nate Lett, served 17 youths in 2022. Nearly 70% successfully completed the program or are still working towards meeting their individualized goals.

YAP hires staff advocates who are available 24/7, and live in or are from the same neighborhoods as the families they serve. They connect the entire family with individualized wraparound services. Outcome goals for the child include knowing how to make positive choices, succeed in school, gain confidence, and develop job and interpersonal skills.

# Kids in School Rule!

**KISR!** is a collaborative project for students in foster care. We are proud to partner with Cincinnati Public Schools, Hamilton County Department of Job & Family Services, Legal Aid Society of Southwest Ohio, Best Point, and the ABA Center on Children and the Law.

2021-2022 school year: KISR! reached 377 CPS students through tutoring, activities, or educational legal advocacy. 125 students participated in the KISR! program for the entire school year.

In the fall of 2022, we convened the KISR! partners to establish practices and procedures for the appointment and use of educational decision makers for students in Hamilton County custody. A final Education Decision Maker policy was enacted in March 2023. This policy ensures that all children in HCJFS custody, including KISR! students, have access to an educational program that is appropriate to their age and abilities.

**May 2022**  
**24** of our KISR!  
students graduated  
from high school

**71%** of KISR!  
students had no  
school discipline  
occurrence in the  
2021-2022 school  
year

# HUMAN RESOURCES



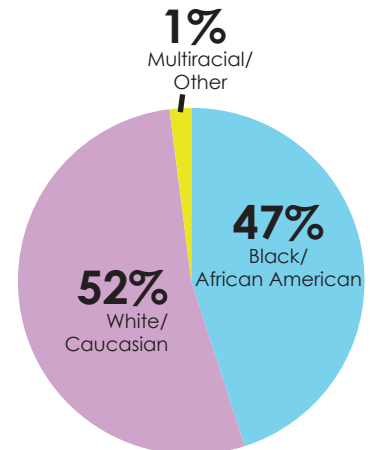
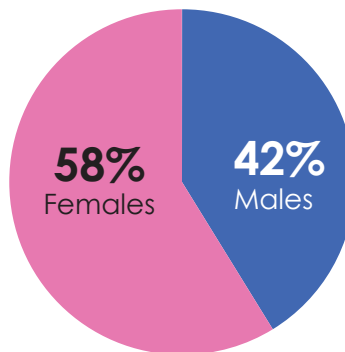
Pictured Center - Bryeon Burnam - Facility Support Technician  
Front Left - Shannon Mitchell - Unit Manager  
Left Front - Ashlee Ross - HR Generalist

## Staff Report: by the numbers

As of December 31, 2022, Hamilton County Juvenile Court staff consisted of 269 full-time employees and 13 part-time employees. 36 employees celebrated milestone anniversaries, including:

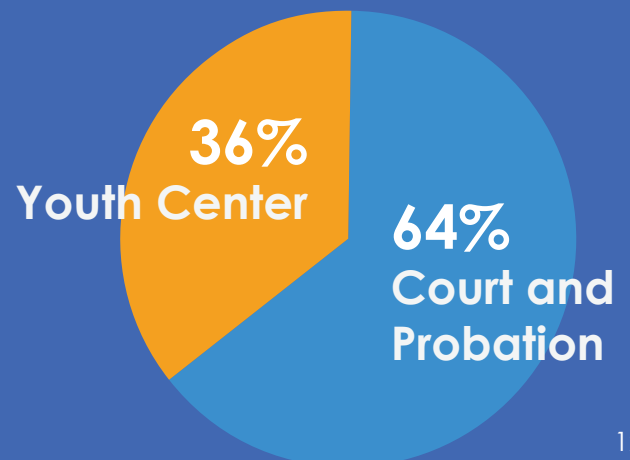
- 6 Employees' 20-year anniversary
- 7 Employees' 25-year anniversary
- 4 Employees' 30-year anniversary
- 1 Employees' 40-year anniversary

**282**  
Total  
Employees



# BUDGET

Hamilton County Juvenile Court expended \$31,849,858 in funding in 2021, while overseeing \$5,680.691 in grant funding and \$6,188,284 in professional contracts.



# STATISTICAL INDEX

Ohio Supreme Court Reporting	
New Filings Totals .....	14
Dispositions for 2022 Filings .....	14
Dispositions of Delinquent Crimes Against the Elderly or Disabled .....	14
House Bill 410 Reporting Data .....	15
 Filings Data by Complaint Type	
Delinquency Filings .....	16-18
Unruly Filings .....	19
Juvenile Traffic Filings .....	19
Adult Misdemeanor Filings .....	19
Abuse, Neglect and Dependency Filings .....	19
 Diversion Programs & Assessment Center Data	
Diversion Programming Data .....	20
Assessment Center Data .....	20
Behavioral Health Services Data .....	20
 Probation & Behavioral Health Services Data	
Probation Referral Statistics .....	21
Residential Placement Totals .....	22
Probation Case Data .....	22
 Youth Center Detention Data	
Youth Center Detention Data: Intakes, Diversions, Admissions .....	23
Youth Center Program Data .....	23
 Department of Youth Services & Bind Over Data	
DYS Commitment Data .....	24
Bind Over Data .....	24

# Ohio Supreme Court Reporting Data

<b>New Filings Totals</b>	<b>2021</b>	<b>2022</b>
<b>New Complaint Filings</b>		
Delinquency & Unruly	4,186	4,483
Traffic	2,142	1,913
Paternity & Support	221	194
Dependency, Neglect & Abuse	498	591
Custody & Visitation	1,160	3,118
Adult Misdemeanor	537	109
Other	145	165
<b>Other Filing Totals</b>		
Admin. Modification Order	606	612
Contempt Motions (Support and Visitation)	2,699	2,614
Investigative Report	2,857	3,093
Modification of Support	514	470
Obj. To Magistrate Dec./Set Aside Order	537	617
Objection to Administrative Order	340	203
Registration of Administrative Order	1,179	1,139
Registration of Foreign Order	15	6

**All Filings** **\*\*17,636** **19,327**

*\*\*2021 All Filings data updated due to a clerical error.*

## Dispositions of Delinquent Crimes Against the Elderly or Disabled

	<b>Property</b>	<b>Theft</b>	<b>Violent</b>
<b>2021 Filings</b>			
Adjudications	3	12	27
Adjudications with Restitution	1	4	4
Committed to an Institution	1	0	3
Transferred for Criminal Prosecution	0	0	3
Transferred for Criminal Prosecution	0	0	0
<b>2022 Filings</b>			
Adjudications	3	17	53
Adjudications with Restitution	0	10	10
Committed to an Institution	0	4	4
Transferred for Criminal Prosecution	0	0	0
Transferred for Criminal Prosecution	0	0	1

<b>Dispositions for 2022 Filings</b>	<b>2021</b>	<b>2022</b>
<b>Adjudications</b>		
Adjudicate Delinquent	1236	1117
Adjudicate Unruly	75	79
Adjudicate Juvenile Traffic Offender	921	835
Guilty (Adult Misdemeanor)	19	19
<b>Dismissals</b>		
Dismissed for Want of Prosecution	603	854
Dismissed per Plea Agreement	1045	745
Dismissed without Prejudice	567	160
Dismissed Req. of Pros. Witness	306	353
Dismissed - Heard Unofficially	0	15
Dismissed as in Child's Best Interest	62	46
Dismissed on the Merits	61	63
<b>Other Orders</b>		
Court Costs	635	489
Costs Remit	1791	1600
Work Detail	0	0
Probation Investigations (By Youth)	239	226
Official Probation (By Youth)	201	206
Bound over to Grand Jury (By Youth)	15	22
Permanent DYS Commitment (By Youth)	23	23
Residential Placements	44	40
Restitution Orders	9	30
Stayaway Orders	515	412

<b>House Bill 410 Reporting Data</b>	<b>2021</b>	<b>2022</b>
<b>Truancy Filings (Duplicate Youth)</b>		
Cases Diverted and Heard Unofficially	520	1230
Successfully Completed Diversion	516	910
Cases Referred for Official Processing	119	247
	<b>2021</b>	<b>2022</b>
<b>Truancy Filings by Complaint Totals</b>		
Total Official Habitual Truancy Complaints Filed	758	541

*\*Cases filed in one calendar year may conclude in a different calendar year.*

# Delinquency Filings

## Personal Crimes

	2021	2022
<b>Homicide</b>		
Aggravated Murder	7	3
Attempted Murder	15	21
Murder-Purposely	14	10
Involuntary Manslaughter	1	0
Reckless Homicide	2	2
Negligent Homicide	0	0
Vehicular Homicide	0	1
Vehicular Manslaughter	0	1
<b>Totals</b>	<b>39</b>	<b>38</b>

## Assault

Aggravated Assault	1	0
Aggravated Vehicular Assault	6	4
Attempted Aggravated Assault	0	1
Assault	367	452
Assault Corrections Officer	9	3
Assault Peace Officer	24	25
Assault-Child Serv./Placing Agency	2	1
Assault, Teacher, Admn., Bus Driver	11	31
Attempt Assault	2	0
Complicity Assault	2	0
Felonious Assault	84	121
Negligent Assault	0	0
<b>Totals</b>	<b>508</b>	<b>638</b>

## Menacing

Aggravated Menacing	79	76
Menacing	51	50
Menacing- Child Service/Placing Agency	3	4
Menacing - Officer	3	6
Menacing by Stalking - Felony	0	0
<b>Totals</b>	<b>136</b>	<b>136</b>

## Kidnapping

Kidnapping - Facilitate a Felony/Flight	0	0
Kidnapping - Engage in Sexual Activity	0	1
Kidnapping - Risk of Physical Harm	1	2
Abduction-Removal	0	3
Abduction-Restraint	1	3
Unlawful Restraint-Sexual Motivation	0	1
<b>Totals</b>	<b>2</b>	<b>10</b>

## Extortion

Extortion	0	0
<b>Totals</b>	<b>0</b>	<b>0</b>

## Sexual Offenses

Attempt Rape	0	3
Rape	42	114
Attempt Gross Sexual Imposition	0	0
Gross Sexual Imposition	21	15
Sexual Imposition	9	4
Importuning	1	0
Public Indecency	3	4
<b>Totals</b>	<b>57</b>	<b>140</b>

## 2021 2022

## Obscenity

Disseminate Material Harmful to Juv.	0	6
Pandering Sexual Matter Inv. Minor	6	7
Pand Obscenity Inv. Minor - Matter	0	2
Ill. Use of Minor In Nudity/Perf.	0	0
<b>Totals</b>	<b>6</b>	<b>15</b>

## Property Crimes

### Arson and Related Offenses

Aggravated Arson - Person	2	1
Aggravated Arson - Property	3	0
Complicity Aggravated Arson	0	0
Arson-Private Property	20	5
Arson-Public Property	2	5
Making Terroristic Threat	3	9
<b>Totals</b>	<b>30</b>	<b>20</b>

### Disruption, Vandalism, Damage

Distrupt Transportation/Utility Serv.	0	1
Vandalism - Occupied	5	3
Vandalism - Unoccupied Structure	3	13
Complicity Vandalism	1	2
Attempt Vandalism	1	6
Criminal Damaging/Endangering	187	192
Criminal Mischief - Tampering	6	25
Criminal Mischief - Tear Gas	0	0
Criminal Mischief - Safety Device	0	0
Vehicular Vandalism	1	1
Railroad Vandalism/Trespass	0	0
<b>Totals</b>	<b>204</b>	<b>243</b>

## Robbery

Aggravated Robbery	94	59
Attempt Aggravated Robbery	3	0
Complicity - Aggravated Robbery	0	1
Complicity - Robbery	1	1
Robbery	50	50
<b>Totals</b>	<b>148</b>	<b>111</b>

## Burglary

Aggravated Burglary	5	13
Burglary	25	33
Attempt Burglary	1	0
Breaking and Entering	59	39
Attempt Breaking and Entering	2	1
Complicity - Burglary	1	1
<b>Totals</b>	<b>93</b>	<b>87</b>

## Trespass

Criminal Trespass	55	86
Aggravated Trespassing	0	2
<b>Totals</b>	<b>55</b>	<b>88</b>

	2021	2022
<b>Safecracking</b>		
Safecracking	0	0
<b>Totals</b>	<b>0</b>	<b>0</b>
<b>Theft And Fraud</b>		
Identity Fraud	0	0
<b>Totals</b>	<b>0</b>	<b>0</b>
<b>Theft</b>		
Aggravated Theft - Over \$150,000	0	0
Grand Theft Over \$7500	1	4
Grand Theft Firearm/Dang. Ord.	2	9
Grand Theft Over \$1000	13	14
Grand Theft Motor Vehicle	49	45
Attempt Grand Theft	2	10
Attempt Theft Under \$1000	3	4
Complicity- Grand Theft	0	4
Complicity- Theft Under \$1000	2	2
Theft- Elderly Person/Disabled Adult	0	3
Theft	151	212
Theft of Drugs	0	0
Unauthorized Use of Motor Vehicle	28	22
Unauth. Use Mot. Veh.- Elderly/Disable	0	0
Unauthorized Use of Property	0	0
Telecommunications Fraud	0	0
<b>Totals</b>	<b>251</b>	<b>329</b>
<b>Passing Bad Checks</b>		
Passing Bad Checks	0	0
<b>Totals</b>	<b>0</b>	<b>0</b>
<b>Misuse Of Credit Cards</b>		
Misuse Credit Card	13	7
Complicity Misuse Credit Card	0	1
<b>Totals</b>	<b>13</b>	<b>8</b>
<b>Forgery</b>		
Forgery	0	2
Criminal Simulation	1	0
<b>Totals</b>	<b>1</b>	<b>2</b>
<b>Receiving</b>		
Receiving Stolen Property Under \$1000	10	17
Receiving Stolen Property - Ck, CC	5	9
Rec. Stolen Prop->\$1k, Drug, Auto, Fire	178	182
<b>Totals</b>	<b>160</b>	<b>208</b>
<b>Public Order Crimes</b>		
<b>Gambling</b>		
Gambling	0	0
<b>Totals</b>	<b>0</b>	<b>0</b>

	2021	2022
<b>Offenses Against Peace</b>		
Dissemination of Private Sexual Images	0	0
Misconduct Public Transit System	0	0
Aggravated Riot - No Weapon	0	1
Aggravated Riot - Weapon	0	0
Aggravated Riot Inmate-Violence	0	0
Aggravated Riot Inmate Felony	0	0
Riot - Four or More Others	0	0
Riot	0	6
Disorderly Conduct	154	208
Disorderly Conduct - Intoxicated	2	6
Misconduct at an Emergency	0	1
Telecommunications Harassment	18	16
Inducing Panic	19	26
Making False Alarm	4	12
<b>Totals</b>	<b>197</b>	<b>276</b>
<b>Offenses Against Family</b>		
Endangering Children	0	3
Domestic Violence	212	249
Domestic Violence Felony	4	3
Domestic Violence Imminent Harm	42	32
Violation of a Protection Order	4	0
<b>Totals</b>	<b>262</b>	<b>287</b>
<b>Offenses Against Justice</b>		
Failure to Disclose Personal Info.	8	17
Intimidation	2	4
Falsification	20	43
Tampering with Evidence	12	14
Failure to Report a Crime	0	0
Obstructing Official Business	236	275
Obstruction of Justice Misdemeanor	4	2
Obstruction of Justice- Felony	0	0
Resisting Arrest	68	83
Resisting Arrest - Harm Officer	4	10
Resisting Arrest - Deadly Weapon	1	0
Failure to Comply with Police	11	12
Failure to Comply with Police - Felony	23	18
Fleeing, Eluding Police	7	9
Escape	18	18
Convey Weapon/Drug into Detention	1	0
Harassment by an Inmate	6	0
<b>Totals</b>	<b>421</b>	<b>505</b>
<b>Conspiracy, Attempt, Complicity</b>		
Attempt	11	8
Complicity	1	2
<b>Totals</b>	<b>12</b>	<b>10</b>

	2021	2022
<b>Liquor Control Law</b>		
Possession of an Open Flask	2	1
Misrepresentation to Obtain	1	1
Consumption in a Motor Vehicle	0	0
Furnishing Alcohol to a Minor	2	0
Permitting Underage Alcohol Cons.	1	0
Poss., Consumption or Under Influence	42	46
<b>Totals</b>	<b>48</b>	<b>48</b>

<b>Miscellaneous Offenses</b>		
Fictitious License, ID Card	3	5
Stopping After Accident-Delinquency	0	1
Littering	0	0
Health Violation Prohibited	0	0
<b>Totals</b>	<b>3</b>	<b>6</b>

<b>Weapons Control</b>		
Carry Concealed Weapon	87	99
Carry Concealed Weapon-Felony	5	4
Attempt Carry Concealed Weapon	0	0
Ill. Poss. Obj. Indistinct from Firearm	2	3
Poss/Con Weap /Ord School Safety	9	13
Weapon Under Disability	36	36
Use Weapon While Intoxicated	0	2
Improp. Handling Firearm in Mot. Veh.	13	5
Transport Loaded Firearm	24	33
Transport Unloaded Firearm	1	1
Improp. Disch. Firearm into School/Hab	6	5
Disch. Fire. on/near Prohib Premises	1	0
Disch. Firearm on/near Pub. Road/Hwy.	8	3
Possession of Dangerous Ordance	0	2
Possessing a Defaced Firearm	5	4
Possession of Criminal Tools	6	19
Underage Purchase of Firearm	0	0
<b>Totals</b>	<b>203</b>	<b>229</b>

<b>Drug Offenses</b>		
Aggravated Trafficking Drugs	1	0
Trafficking Drugs	4	5
Trafficking Drugs near School	0	1
Trafficking Cocaine	1	1
Trafficking Cocaine near School	0	0
Trafficking Marijuana	2	5
Trafficking Marijuana near School	0	0
Trafficking Heroin	1	1
Trafficking Heroin near School	0	0
Trafficking Counterfeit Controlled Sub.	0	0
Possession of Hashish	2	5
Possession of Cocaine	3	2
Aggravated Possession of Drug	3	0
Drug Possession	14	19
Possession of Heroin	3	2
<b>Totals</b>	<b>34</b>	<b>41</b>

	2021	2022
<b>Drug Offenses (Cont.)</b>		
Possession of Marijuana (<100 grams)	127	121
Possession of Marijuana (>100 grams)	1	1
Possession of Drug Abuse Instrument	0	0
Possession of Drug Paraphernalia	36	46
Marijuana Drug Paraphernalia	23	10
Possession of Counterfeit Control Sub.	0	1
Drug Abuse Permitted in Vehicle	2	2
Dangerous DrugPoss. Purch., Sell	0	0
<b>Totals</b>	<b>223</b>	<b>181</b>

<b>Miscellaneous Local Codes</b>		
Spitting in a Public Place - CMC	0	0
Littering in a Public Place - CMC	1	0
Dangerous Drug Possession- CMC	0	0
Discharge of Firearm - CMC	3	5
Interfering with Traffic-CMC	0	0
Cruelty to Animals	0	2
Improper Solicitation	0	0
Park Board After Hours (Rule 21)	0	4
Park After Hours-Ham Co	0	0
Public Gaming - CMC	0	0
<b>Totals</b>	<b>4</b>	<b>11</b>

<b>Violations</b>		
False Info-Underage Tobacco	0	0
Violation of Court Order (VCO)	6	3
Delinquency	1	0
VCO Curfew	2	0
VCO Daytime Curfew	1	6
VCO Incorrigible	26	26
VCO Placement	28	44
VCO Runaway	100	55
VCO Truancy	0	0
Interstate Compact Supervision	9	9
<b>Totals</b>	<b>173</b>	<b>143</b>

<b>Motions and Complaints for Probation/Parole Violations</b>		
<b>By Filing</b>		
Pre-Trial Release (EMU)	176	143
Probation Violations (EMU Included)	236	203
Community Control (Adult PV)	0	0
Parole Violations	33	14

<b>By Unique Youth</b>		
Pre-Trial Release (EMU)	110	107
Probation Violations (EMU Included)	130	118
Community Control (Adult PV)	0	0
Parole Violations	24	13

<b>Unruly Filings</b>	<b>2021</b>	<b>2022</b>
Habitual Truancy	119	97
Incorrigible	60	71
Runaway	559	567
Tobacco	1	0
Unruly	32	30
<b>Totals</b>	<b>771</b>	<b>765</b>

#### **Curfew Violations**

Anderson Twp	0	2
Cheviot	4	7
Cincinnati	21	46
Colerain Twp	0	0
Deer Park	1	0
Delhi Twp	5	10
Elmwood Pl	0	0
Forest Park	11	4
Golf Manor	0	0
Greenhills	3	0
Harrison	5	3
Lincoln Heights	1	0
Lockland	3	0
Loveland	1	2
Madeira	0	0
Mt. Healthy	3	3
Newtown	0	0
North College Hill	6	6
Norwood	4	7
Reading	1	0
Springfield Twp.	2	2
St. Bernard	0	0
Symmes Township	0	0
<b>Totals</b>	<b>71</b>	<b>92</b>

#### **Daytime Curfew Violations**

Cincinnati	1	0
Delhi Twp	1	0
Mt. Healthy	1	0
Norwood	1	0
Reading	0	0
Springfield Twp	1	0
<b>Totals</b>	<b>5</b>	<b>0</b>

<b>Juvenile Traffic Filings</b>	<b>2021</b>	<b>2022</b>
Licensing of Motor Vehicle	21	29
Drivers License Law	61	55
Driver License Suspension	14	7
Driving Under Suspension	9	8
Financial Responsibility	2	3
Operating Vehicle w/o Valid License	381	334
Operation of Motor Vehicle	1233	1145
Equipment, Loads	108	89
Registration Required	4	1
Motor Vehicle Crimes	49	35
Traffic Violations	4	0
Traffic Signals	24	18
Pedestrian Violations	3	3
Changing Course of Vehicle	50	26
Local Ordinance	181	159
<b>Total</b>	<b>2,144</b>	<b>1,912</b>

<b>Adult Misdemeanor Filings</b>	<b>2021</b>	<b>2022</b>
Aid, Abet, Contribute to Del./Unruly	6	15
Contributing Habitual Truant	0	0
Endanger Child Adult	0	1
Failure to Send a Child to School	122	92
Tending to Cause Fail. To Send	0	1
<b>Total</b>	<b>129</b>	<b>109</b>

<b>Abuse, Neglect and Dependency Filings</b>	<b>2021</b>	<b>2022</b>
Total No. Dependency Filings	498	582
Total Unique Youth Subject to Dependency Filings	907	1,074
New Motions to Modify Dispositions	**4	21
New Complaints Filed (By family/case number)	498	582
Total Children Subject to a New Complaint	907	1,074
Total Children Served in Child Protection Actions	2,814	3,333

\*\*2021 New Motions to Modify Dispositions data updated due to a clerical error.

# Diversion Programs, Remote Reporting & Behavioral Health Services Data

## Diversion Programming Data (Total Cases Referred)

	2021	2022
<b>Community Diversion Dockets*</b>		
Avondale (Includes Walnut Hills Cases)	9	6
Hamilton County Educational Services Center	98	253
Madisonville	8	0
Montgomery	13	11
Price Hill	12	18

## School -based Diversion Dockets

Aiken High School + Partnering Schools	111	87
**Cincinnati Digital Academy/Virtual	0	85
**Finneytown Schools	0	11
Loveland City Schools	1	14
Mariemont City School District	1	0
Northwest S.A.F.E. Council	78	146
Oak Hills Local School District	84	92
Sycamore Community Schools	10	23
Winton Woods City School District	50	67

\*\*Started in 2022

## Mental Health Dockets

Pretrial Disposition Docket (PDD)	8	14
Individualized Disposition Docket (IDD)	12	20
Diversion Conference	3	11

## Other Diversion Dockets

HCJC Delinquency/Unruly	624	986
Substance Abuse	73	62
Traffic	786	680
Youth Court	42	63

\* Many community courts voluntarily operate in their neighborhoods and do not report the referrals they receive directly from law enforcement agencies. Data reporting is not required by the Court.

## Assessment Center Data (Cases Referred) 2021 2022

<b>Total Cases Referred for Service Navigation</b>	235	613
--	-----	-----

## Case Termination Status

Successful	123	393
Remained Open	73	152
Unsuccessful	23	68

## Behavioral Health Services Data 2021 2022

### Assessments & Evaluations

Amenability	20	28
Competency	119	137
Psychological	54	98
Threat Assessment	0	2
(Sex Offender) Diagnostic	28	33
IQ Testing	1	1

### Youth Center Crisis Response

Priority 1	149	85
Priority 2	79	98
Priority 3	1,207	1,312
Priority 4	144	117
On Call Responses	157	130

### Competency Attainment Plans

276	236
-----	-----

# Probation Department Data

Probation Referral Statistics	2021	2022
<b>Referring Offenses</b>		
Felony	183	330
Misdemeanors*	50	71
Violation of Court Orders	0	0
Unruly	2	0
Traffic	5	8

\*NOTE: This data can include youth with prior felony adjudications from a previous year.

	2021	2022
<b>Terminations vs. Transfers</b>		
Total Unique Youth who Terminate after Probation Investigation	56	44
Total Unique Youth who Transfer into Probation	188	206

	2021	2022
<b>Referrals by Offense</b>		
Arson	4	5
Assaults	20	38
Attempt, Complicity, Conspiracy	5	1
Burglary	24	22
Disruption, Vandalism, Damaging, Endangering	2	2
Drug Offenses	11	12
Forgery/Fraud	0	1
Habitual / Chronic Truancy	0	0
Homicide	1	4
Kidnapping	1	0
Liquor Control	0	0
Menacing	0	6
Miscellaneous Offenses	1	0
Misuse of Credit Cards	0	1
Nonsupport and Child Endang.	1	0
Obscenity	0	1
Offenses Against Family	12	9
Offenses Against Justice	14	23
Offenses Against Peace	3	6
Receiving*	0	0
Robbery	23	73
Safecracking	0	0
Sexual Offenses	23	16
Theft and Theft Misc.	47	89
Traffic Related Offenses	5	8
Trespass	0	1
Violations of Court Orders	0	0
Weapons Offenses	43	93
Cruelty to Animals	0	0
Interstate Compact Supervision	10	10

\*Receiving referrals now counted in "Theft and Theft Misc." categories for 2018.

	2021	2022
<b>Age at Referral</b>		
8	0	0
9	1	0
10	2	0
11	3	2
12	10	7
13	22	29
14	44	41
15	48	44
16	56	50
17	53	53
18	0	0
19	0	0
20 and over	1	0

Probation Residential Placement Totals	2021	2022
--	------	------

Total Residential Placements for Probation-referred Youth	44	40
---	----	----

Probation Referrals	2021	2022
---------------------	------	------

**By Unique Youth**

Prob. Investigation Ordered	239	226
Placed on Probation	201	206
Courtesy Supervision	10	10

**By Case**

Total Cases Referred	351	424
Prob. Investigation Ordered	286	226
Competency	64	101
Average Open Caseload	294	222

# Youth Center Detention Data

Youth Center Detention Data (Duplicate Youth)	2021	2022
<b>Intakes</b>	2,148	2,310
<b>Diversion</b>	1,334	1,464
<b>Admissions</b>	814	846
<b>Avg. Length of Stay</b>	32.19	34.16
Without SB 337 Youth*	23.16	27.47
<b>Avg. Daily Population</b>	73.81	86.67
Without SB 337 Youth*	62.18	70.29

\* "SB337" denotes Senate Bill 337, signed in Ohio law in 2012. This bill allows juveniles to remain in juvenile detention facilities up to the age of 21 and receive credit for time served as a criminal court case remains pending in either the juvenile or adult justice system.

Youth Center Programming Data	2021	2022
Dental Exams Performed	122	143
Physical Exams Performed*	362	361
LYFS Crisis Center Diversions (Shelter Care)	183	107
High School Diplomas Earned in Detention	9	3
Total Volunteer Programs	62	66
Spiritual	24	26
Non-Spiritual	38	40

\*Note: All youth admitted to the Youth Center receive a medical screening prior to their admission. Physical exams are provided to residents if they are scheduled for an exam during the time of a detention stay.

# Department of Youth Services Commitment & Bind Over Data

## DYS Commitment Data

2021

2022

### Total Commitments

<b>By Unique Youth</b>	<b>23</b>	<b>47</b>
Mandatory Gun Spec.	14	23
Discretionary Gun Spec.	3	8
Gun Spec. Totals	17	31
<b>By Case</b>	<b>85</b>	<b>138</b>
Mandatory Gun Spec.	37	39
Discretionary Gun Spec.	7	25
Gun Spec. Totals	44	64

### Recommitments

By Unique Youth	1	1
By Case	1	2

### Parole Revocations

By Unique Youth	5	1
By Case	5	1

## DYS Commitment and Recombitment Totals by Felony Offense Level

2021

2022

BY CASE		
Murder/Agg. Murder	0	0
Felony 1	26	33
Felony 2	27	14
Felony 3	12	29
Felony 4	14	52
Felony 5	6	10
<b>Totals</b>	<b>85</b>	<b>138</b>

## Bind Over Data

2021

2022

By Unique Youth	15	22
By Case	50	45

\* NOTE: Annual data is updated to reflect changes in the transfer dates of cases after State vs. Aalim, 150 Ohio St.3d 463, 2016 - Ohio-8278.